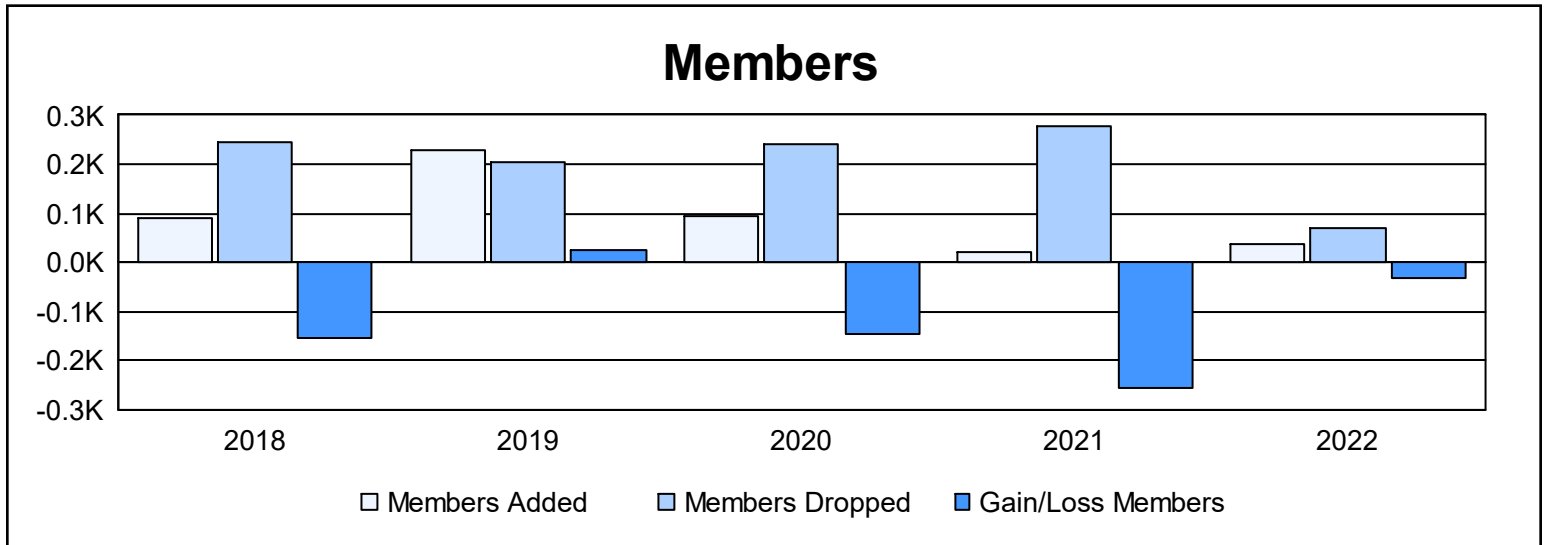
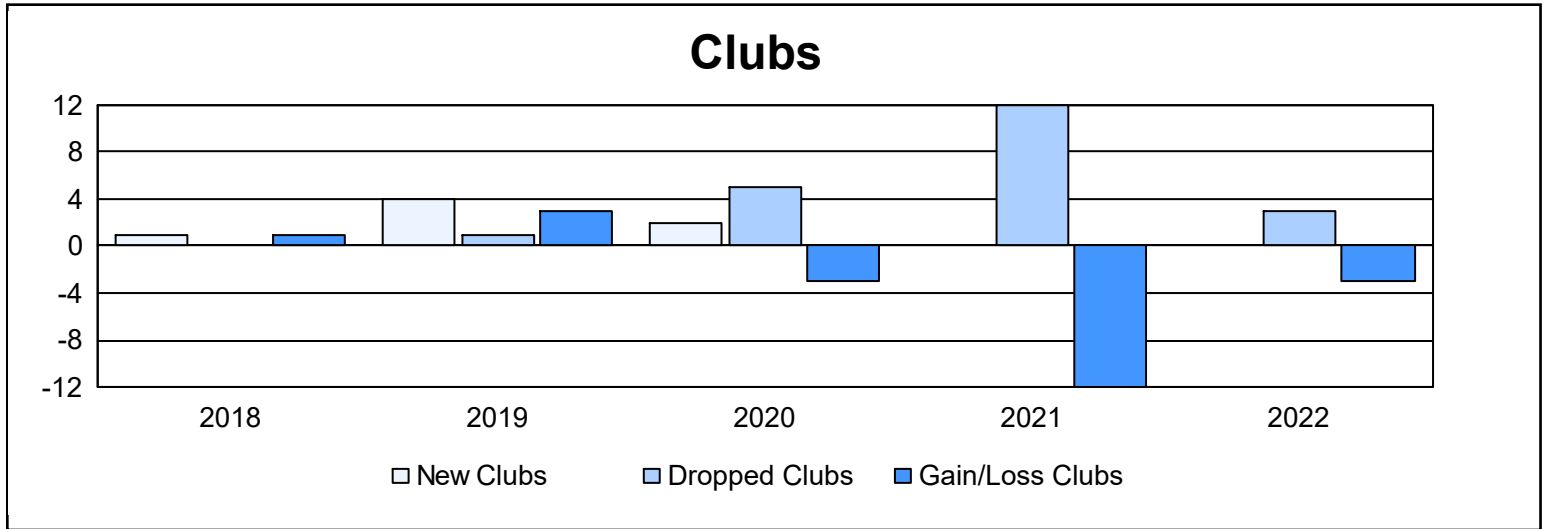
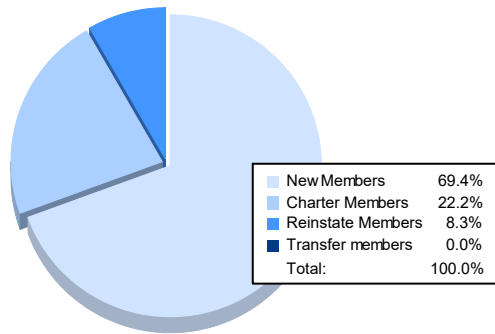


Year	New Clubs	Dropped Clubs	Gain/ Loss Clubs	New Members	Charter Members	Reinstate Members	Transfer Members	Total Member Added	Total Members Dropped	Gain/ Loss Members
2017-2018	1	0	1	56	21	10	2	89	244	-155
2018-2019	4	1	3	69	141	19	0	229	206	23
2019-2020	2	5	-3	43	44	1	7	95	241	-146
2020-2021	0	12	-12	10	7	3	0	20	277	-257
2021-2022	0	3	-3	25	8	3	0	36	69	-33
<b>Average</b>	<b>1</b>	<b>4</b>	<b>-3</b>	<b>41</b>	<b>44</b>	<b>7</b>	<b>2</b>	<b>94</b>	<b>207</b>	<b>-114</b>



### Membership Composition June 2022 Cumulative



### Gender Composition June 2022 Cumulative

